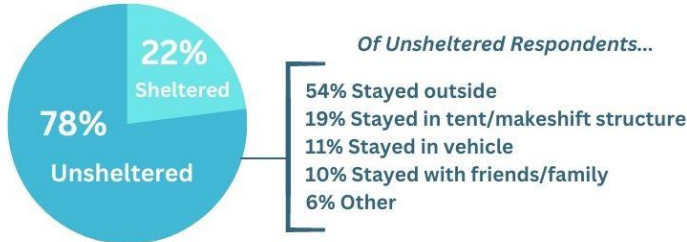


Duncan/Cowichan Valley 2023 Point in Time Homeless Count

The 2023 Point in Time Homeless Count occurred in Duncan/Cowichan Valley on the evening of April 11th and the day of April 12th to help provide an overall snapshot of homelessness in the community.

223 people who completed surveys identified as experiencing homelessness, compared to 129 in 2020

Where did people stay the night of the count?



Age Breakdown



- 33%** Experienced homelessness for the first time before the age of 19
- 44%** Experienced homelessness for the first time before the age of 25
- 36%** Had been in foster care, a youth group home, or under a youth agreement

Indigenous Identity

46% of respondents identified as Indigenous

73% of those who identified as Indigenous had a family history of attending residential school



43% of all surveyed individuals had a family history of attending residential schools

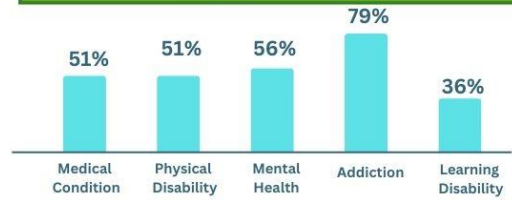
Gender Identity



Sexual Orientation

7% Identified as 2SLGBTQIA+

Health Concerns



- 83%** Reported having 2 or more health concerns
- 57%** Reported having 3 or more health concerns
- 40%** Reported having an acquired traumatic brain injury

Length of Time Experiencing Homelessness



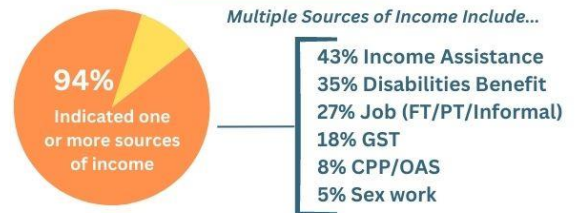
Length of Time Living in the Community

- 38%** Have always been in the community
- Of those who've moved here...*
- 86%** Have been in the community for 1 year or more
- 66%** Have been in the community for 5 years or more

Top Reasons for Housing Loss

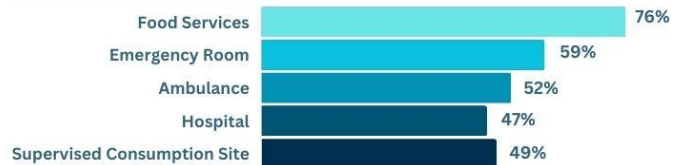


Income



40% had 2 or more sources of income

Percentage of People who Accessed Specific Services



Top 3 Barriers to Accessing Services

